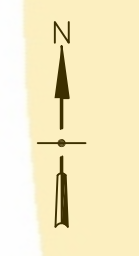
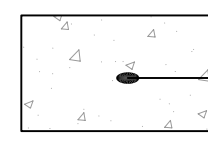
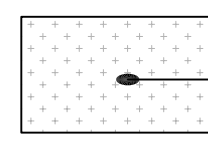
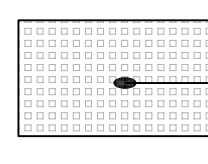
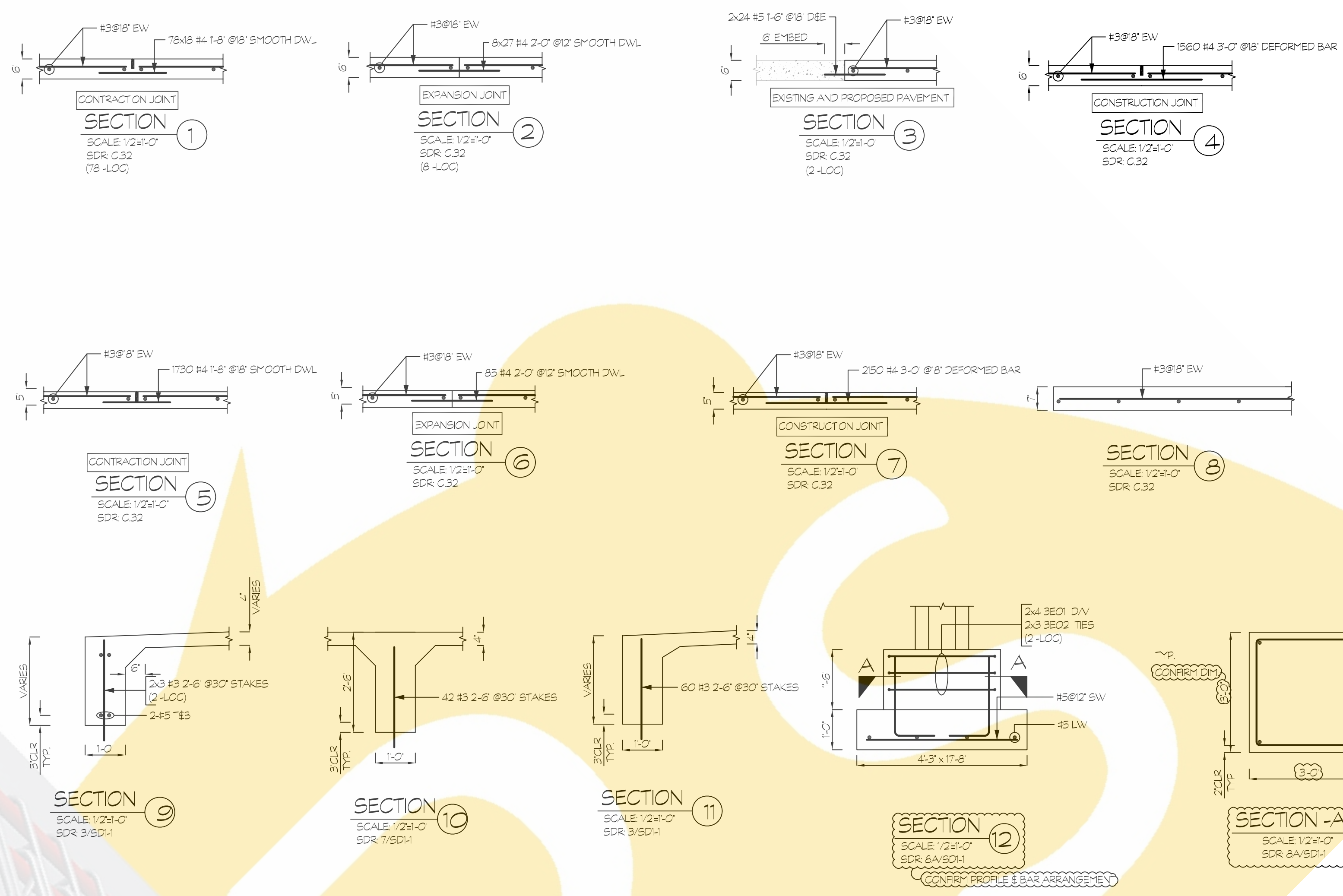
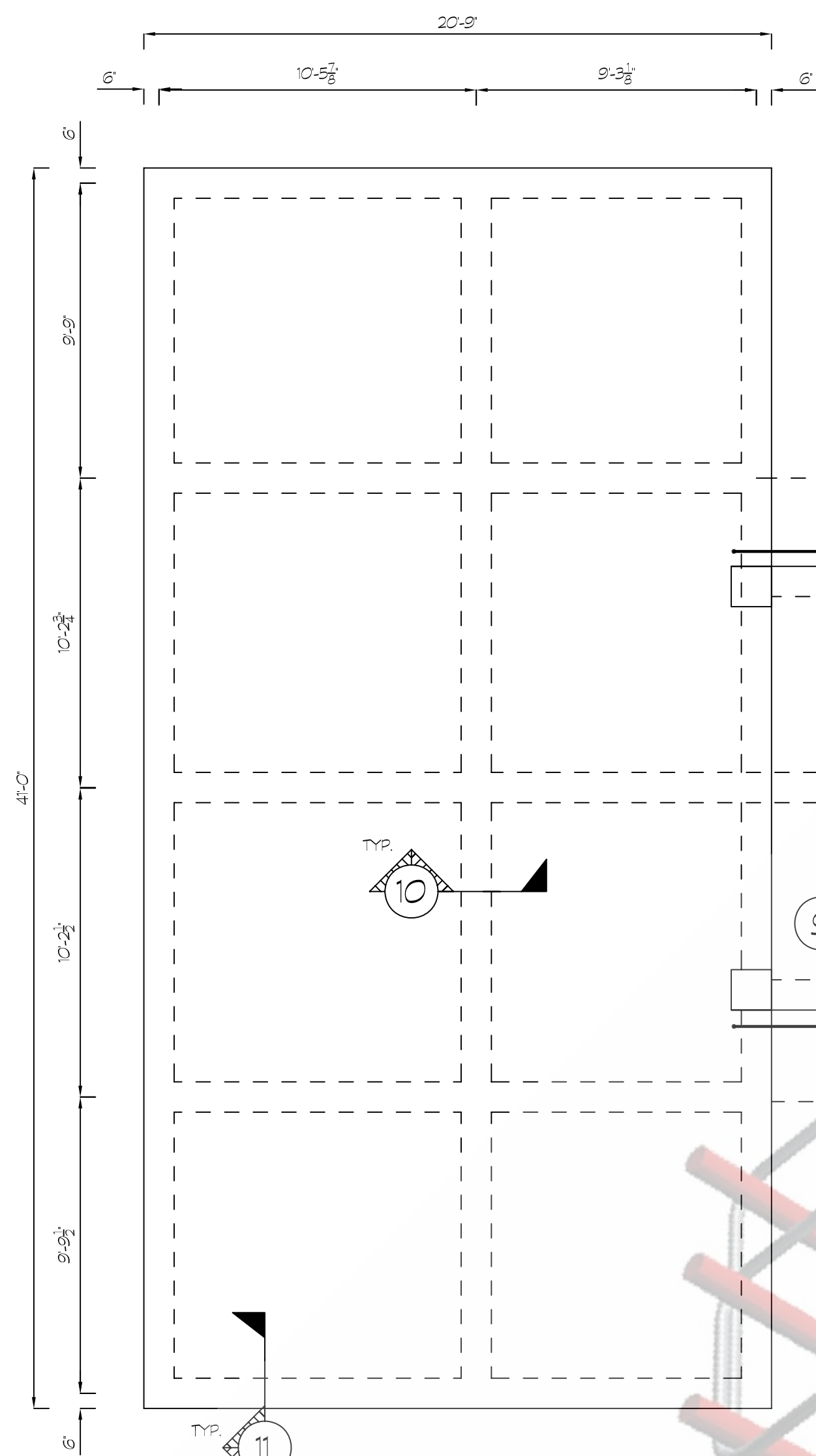


SITE PAVING LAYOUT.
 SCALE: NTS
 SDR: 0.24
 (CONFIRM PROFILE)



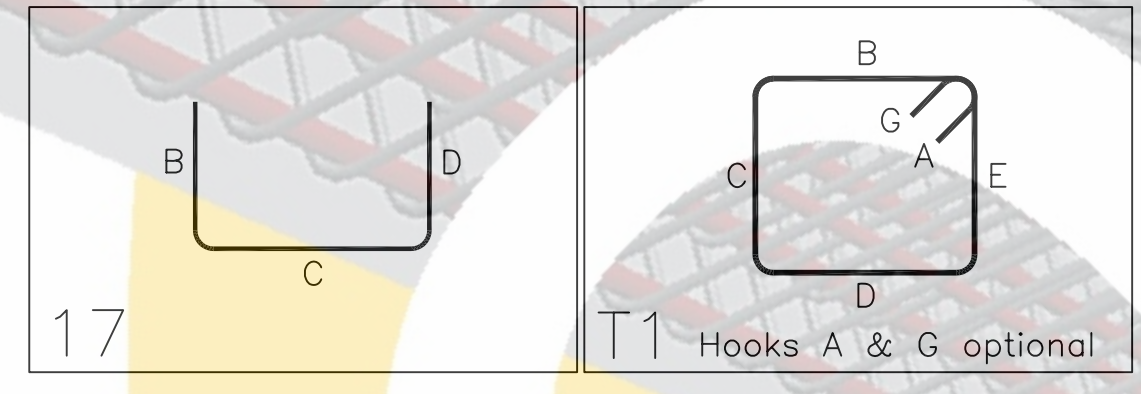
- 
 6 FIRE LANE / MEDIUM DUTY TRAFFIC PAVEMENT AREA
 2132' x 340'-0" @ 8" EV
 AREA = 60325 SQ. FT.
 (FIELD CUT)
- 
 5 PARKING PAVEMENT AREA
 3190' x 340'-0" @ 8" EV
 AREA = 80,200 SQ. FT.
 (FIELD CUT)
- 
 7 TRASH COMPACTOR AREA
 9' x 340'-0" @ 8" EV
 AREA = 250 SQ. FT.
 (FIELD CUT)

ONCE REBAR SERVICES



Release Number: R5.01-R5.02

Bar Mark	Qty	Size	Total Length	Type	'A'	'B'	'C'	'D'	'E'	'F'	'G'	'H'	'J'	'K'	'O'	'R'
3E01	8	#3	3'-0"	17		1'-0"	2'-0"									
3E02	6	#3	11'-4"	T1	0'-4"	2'-8"	2'-8"	2'-8"	2'-8"		0'-4"					
5E01	8	#5	7'-4"	17		1'-0"	5'-4"	1'-0"								



ACCESSORIES (FOR CONCRETE PAVING)			
SLAB THICK	DESCRIPTION	AREA	QTY.
5' THICK (PAVING)	2-1/8" PLASTIC PAVING CHAIRS @ 48" O.C	90,200 SQ.FT	5640 NOS
6' THICK (PAVING)	2-5/8" PLASTIC PAVING CHAIRS @ 48" O.C	60,325 SQ.FT	3778 NOS
7' THICK (PAVING)	3-1/8" PLASTIC PAVING CHAIRS @ 48" O.C	250 SQ.FT	17 NOS

ONCE REBAR SERVICES